
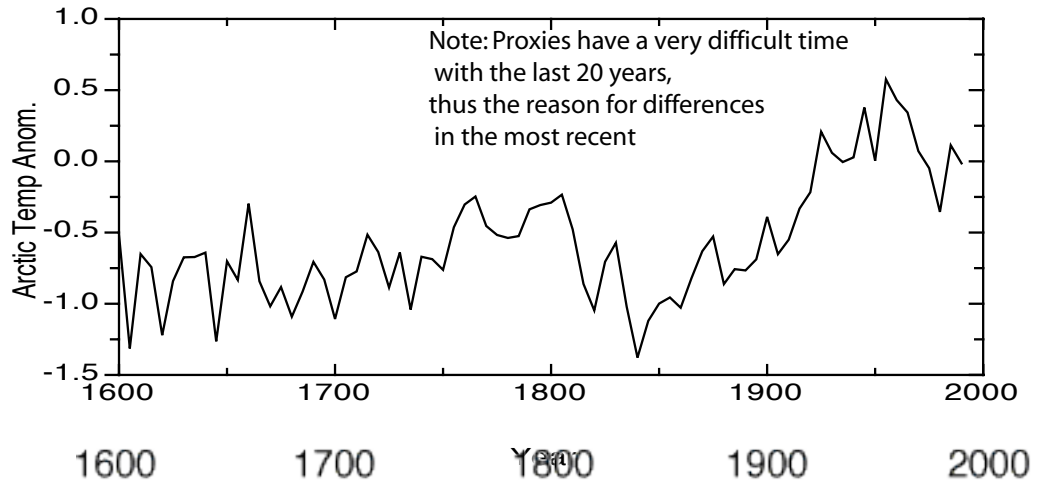


# Homework #5 - Proxi Records

Instrument Record

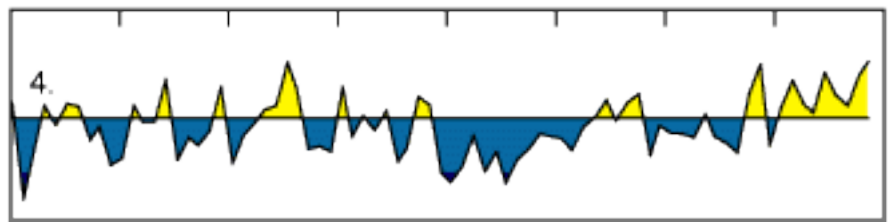


Reconstructed Record



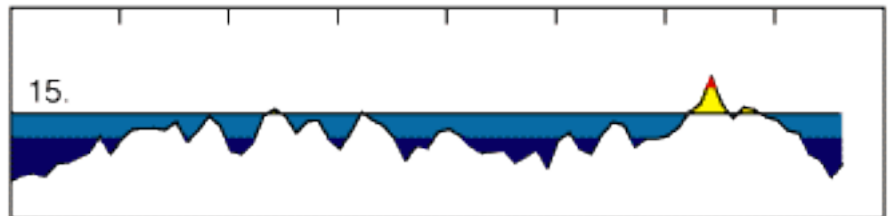
These time series depict standardized climate record reflecting surface air temperature. Red indicates temperatures greater than one standard deviation warmer than average for the reference period (1901-1960), whereas dark blue indicates at least one standard deviation colder than this average. Points represent 5 year average.

Proxy type: Varve thickness



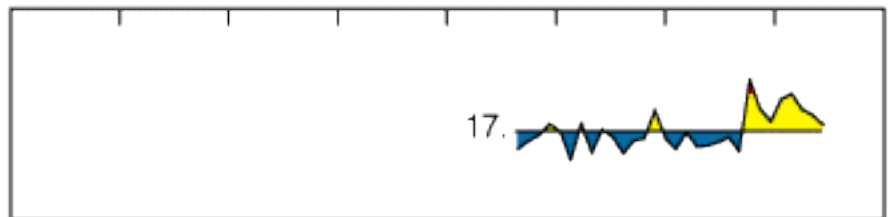
Year A.D.

Proxy type: Tree ring width



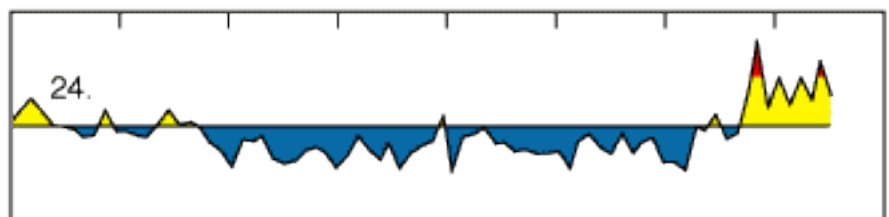
Year A.D.

Proxy type: Varve thickness



Year A.D.

Proxy type: Dark lamination thickness



Year A.D.

Numbers refer to site number at <http://www.ngdc.noaa.gov/paleo/sciencepub/front.htm>